


# Daniel Mackie

Sketchbook-Research Page/2D Media



December 12, 2014 Friday ☺

# Andy Goldsworthy



## His Life

Andy Goldsworthy was born in Cheshire, England in 1956 and was raised in Yorkshire. Through his childhood, he enjoyed playing and working in the outdoors. He attended Harrogate High School, he spent his free time working on a local farm. After high school, he went to attend Bradford College of Art. He took additional courses in fine art & began to develop his own style.

## 5 identifying characteristics

- His art is nature based & uses things he finds outside
- It also contributes many circular & organic shapes in his art
- He also creates the movement of rivers as he is found by them
- That is simple but yet complicated
- By how it decays overtime



## 5 Interesting Facts

- The outdoors was his studio, instead of an indoor college studio
- He worked in unfavorable weather conditions and deviates from traditional sculptors by waiting for snow, rain & season change
- In 1988-89, he & some helpers created 18 large snowballs that were displayed in the Old Man in Scotland
- He did environmental and installation art and sculptures
- He is a professor in Cornell College

# Goldsworthy

## WHY IMPORTANT

Andy Goldsworthy is a non-traditional sculptor. When looking at his work, his art is very fragile, transient & inaccessible. Therefore, the photograph is here to give meaning and to show it to the public. It has an important role that most artist don't really do. He does this because he is concerned w/ the relationships people have with their natural world. He feels that his art has a way to teach the world about the beauty of nature.



My sculpture can last for days or a few seconds - what is important to me is the experience of making. I leave all my work outside and often return to watch it decay. - Andy Goldsworthy Quote



# M.C. Escher

1898-1972



Escher was a Dutch Graphic Artist. He is famous for his illusion drawings or of them being the 'Never-ending Staircase'. I love his picture because you can analyse every detail of the picture and still be intrigued by the illusion. I also like this particular picture because the detail

that's very intricate adds to the illusion amazingly.

This is another piece of graphic art by Escher. The illusion is extremely clever and created by the shadows and the way the balcony is facing. The ladder and spring also bring confusion to the picture and makes his piece of work all the more interesting.



# Rene Magritte

This is a ticket when I went to Liverpool art gallery to see Rene Magritte's exhibition. When up close to his work I first found his work strange and confusing but when I figured out the meaning and it's quite clever. His work is extremely well painted showing he was

Tate Liverpool, Albert Dock, L3 400  
Tel: 0151 702 7400

**MAGRITTE:**  
The Pleasure Principle

11-OCTOBER-2011

Admission From 10:30 am

Entry valid for 30 minutes from 11am onwards

£4.00

School Group Secondary

Tel: 9913892

TAT No: 474 9153 88

LIVERPOOL

**TATE**

curiously talented as well as intelligent

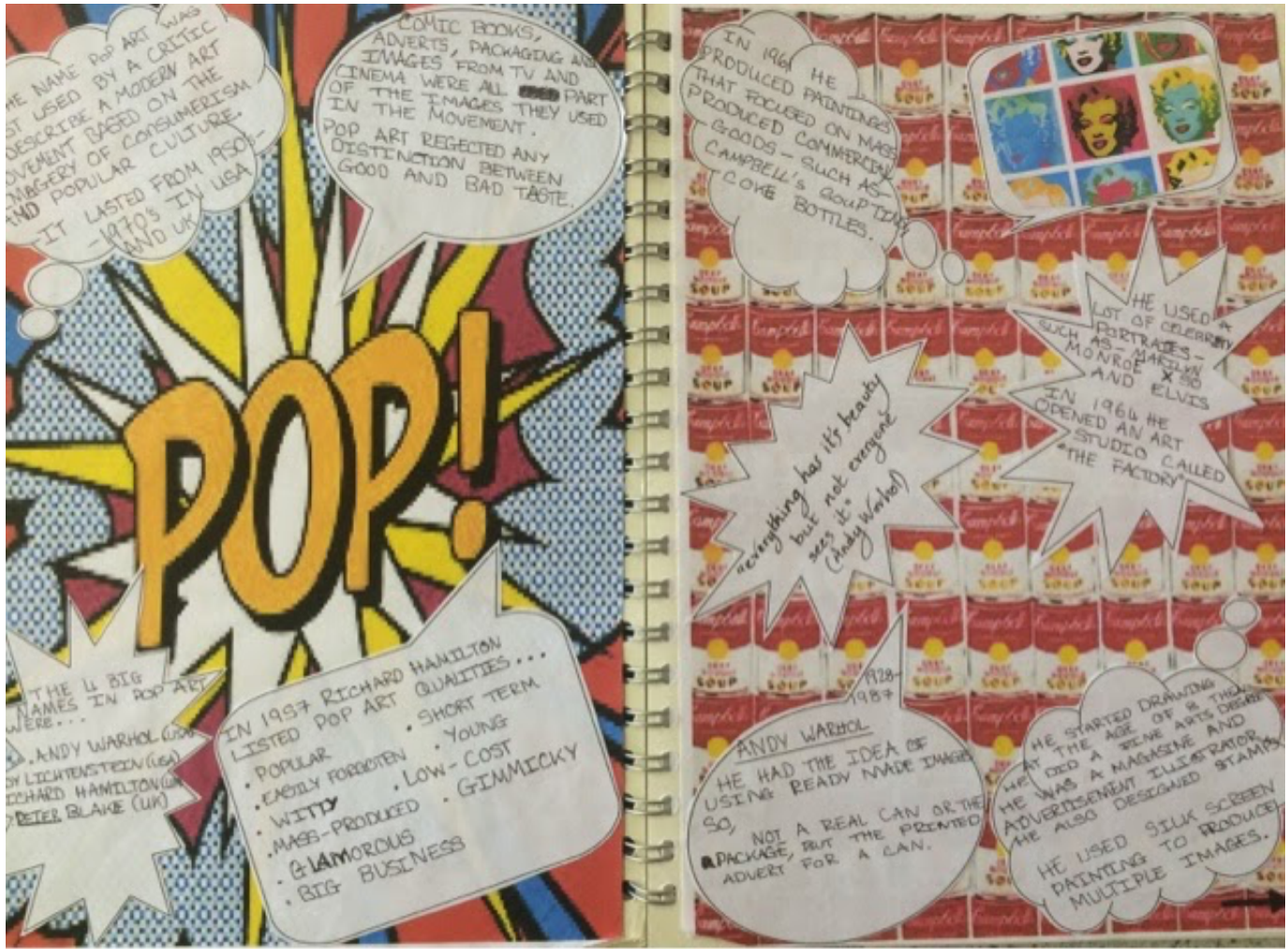


Here is my sketch of Magritte's Pipe. I used pencils for my sketch (like Magritte's work reads). This is not a pipe. This is because it's a picture. Magritte played around with the way people think about



artwork, instead of normal artists he drew what he saw on the canvas and not the art work. I like his work because I found his work interesting and interesting.

*Ceci n'est pas une pipe.*



THE NAME POP ART WAS  
FIRST USED BY A CRITIC  
TO DESCRIBE A MODERN ART  
MOVEMENT BASED ON THE  
IMAGERY OF CONSUMERISM  
AND POPULAR CULTURE.  
IT LASTED FROM 1950-  
-1970'S IN USA  
AND UK

COMIC BOOKS,  
ADVERTS, PACKAGING AND  
IMAGES FROM TV AND  
CINEMA WERE ALL PART  
OF THE IMAGES THEY USED  
IN THE MOVEMENT.  
POP ART REJECTED ANY  
DISTINCTION BETWEEN  
GOOD AND BAD TASTE.

THE 4 BIG  
NAMES IN POP ART  
WERE...  
ANDY WARHOL (USA)  
ROY LICHTENSTEIN (USA)  
RICHARD HAMILTON (UK)  
PETER BLAKE (UK)

IN 1957 RICHARD HAMILTON  
LISTED POP ART QUALITIES...  
• POPULAR • SHORT TERM  
• EASILY FORGOTTEN • YOUNG  
• WITTY • LOW-COST  
• MASS-PRODUCED • GIMMICKY  
• GLAMOROUS  
• BIG BUSINESS

IN 1961 HE  
PRODUCED PAINTINGS  
THAT FOCUSED ON MASS  
PRODUCED COMMERCIAL  
GOODS - SUCH AS  
CAMPBELL'S SOUP CANS  
AND COKE BOTTLES.



everything has its beauty  
but not everyone  
sees it.  
(Andy Warhol)

HE USED A  
LOT OF CELEBRITY  
PORTRAITS -  
SUCH AS - MARILYN  
MONROE, JACQUELINE  
AND ELVIS  
IN 1964 HE  
OPENED AN ART  
STUDIO CALLED  
"THE FACTORY"


ANDY WARHOL  
HE HAD THE IDEA OF  
USING READY MADE IMAGES  
SO NOT A REAL CAN OR THE  
PACKAGE, BUT THE PRINTED  
ADVERT FOR A CAN.

HE STARTED DRAWING  
AT THE AGE OF 18 THAT  
HE DID A FEW ARTS DEGREE  
HE WAS A MAGAZINE AND  
ADVERTISEMENT ILLUSTRATOR  
HE ALSO DESIGNED STAMPS  
HE USED SILK SCREEN  
PRINTING TO PRODUCE  
MULTIPLE IMAGES.

# CUBISM

Cubism is an art style that came to prominence at the end of the 19th Century. It went against traditional art techniques and encouraged more input from the viewer. Perspective is ignored and different viewpoints are explored. Subjects are often made 'flat' and two-dimensional. Shapes are simplified and judging objects' relationship to each other through scale becomes difficult. Colours are also reduced. Some prominent Cubists are Pablo Picasso, Georges Braque and Juan Gris.

One of my favourite Cubists is **Robert Delaunay**. What draws me to his work firstly is his strong, bold and contrasting colours. He was a French artist who founded Orphism and was known to experiment with both depth and tone. His works are often abstract, featuring geometric shapes. He was also fascinated with architecture.



Robert Delaunay's work is characterized by its vibrant colors and geometric forms. He was a key figure in the Orphist movement, which sought to create a new form of abstraction based on color and light. His work often depicts architectural structures and urban scenes, rendered in a highly stylized and abstract manner.

## **Daniel Mackie Research- Double-page Spread**

Select 3 artworks by Daniel Mackie that you like.

**Print them out and answer the following questions...**

1. **What do you think** inspires these drawings?
2. **How do you think** these artworks are made?
3. **How long do you think** one of these would take to create?

**Look up the artist and answer the following questions about him...**

1. **Where** does he live?
2. **What** did he study in school?
3. **How** long has he been making these artworks?

On one of your printed out artworks, circle an image depicting the animal's habitat **and label it**

## **Ukiyo-e**

Look up the art movement of Ukiyo-e, print out two (school appropriate) images that you enjoy AND write what you enjoy about these images.

Now, looking at your Daniel Mackie artworks, circle the ukiyo-e artworks/influence that you see and label it "ukiyo-e"

## **Your artwork**

Select 1 animal for your drawing

Print out the following and glue it into your sketchbook (another double-page spread)

1. The whole animal
2. A detail/close-up of face
3. A detail/close-up of paws/feet
4. 2 photographs of the animal's habitat