

# PRINTMAKING


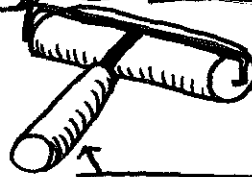

With your NOTAN design

STEP 1:

WHAT IS PRINTMAKING?

What ever you carve on the block will be ...

NAME THAT TOOL

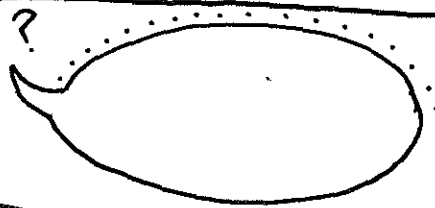


STEP 2:

STEP 3:

STEP 4:

What do I carve?




What is an **EDITION**?


What is a **RAINBOW ROLL**?

What is an **OFFSET PRINT**?


What is a **REDUCTION PRINT**?




COLOR #1



COLOR #2



COLOR #3



REDUCTION PRINT