

# Color-POP art!!!





# **Pop Art**

**1958-1975**



Pop Art was inspired by popular culture of the  
1950s and 60s



Arts were inspired by magazines, pop music, television, films, and advertisements.


Pop artists created bright, appealing images.



# Andy Warhol



Andy Warhol often wore a white wig in public to be different from everyone else.




Mickey Mouse was part of the popular culture of the 1950s and 60s.

Andy Warhol used repetition to compare his art to manufacturing. He even called his art studio “The Factory”.



Marilyn Monroe, a movie star.



Che Guevara, a political figure in the Cuban Revolution.



Andy Warhol made art  
out of ordinary items  
people used every day.



100 Soup Cans by Andy  
Warhol


Andy Warhol combined photography with silk-screening, a form of printing, to make multiple copies of his pictures.



Sneakers done in the style of Andy Warhol




## Roy Lichtenstein



Art was influenced by images in comic books.

Lichtenstein used **thick outlines, bold colors** and **Benday dots** to represent colors. Benday is a process where small colored dots are used to create color, similar to Pointillism.






Photo of Roy Lichtenstein.



Lichtenstein used oil and acrylic paint to produce his images.

# Keith Haring




Used symbols with bold lines and bright colors.



Haring started painting the walls in the subway, then eventually on canvas.



# Color-POP art!!!



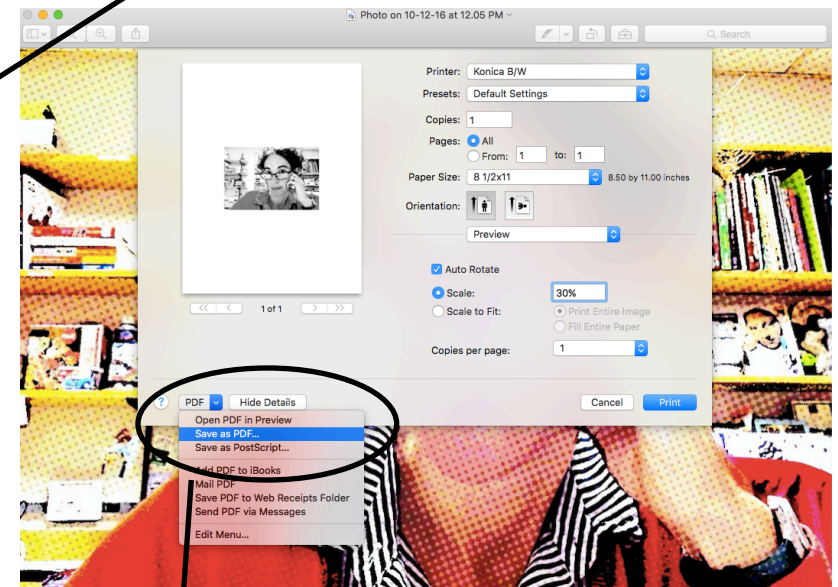

1. Open up **Photo Booth** on your computer
2. Select either the **Comic Book** or **Pop Art Effect** and take a **Self-Portrait**
3. **Drag** your picture onto your Desktop

# Color-POP art!!!

1. Open up your photo and go to File-Print

You need to SCALE down the image to be SMALLER

Select Scale and change it to 30%



Save as a PDF onto your DESKTOP

Email pdf document to  
[heather.sulzen@nkcschools.org](mailto:heather.sulzen@nkcschools.org)